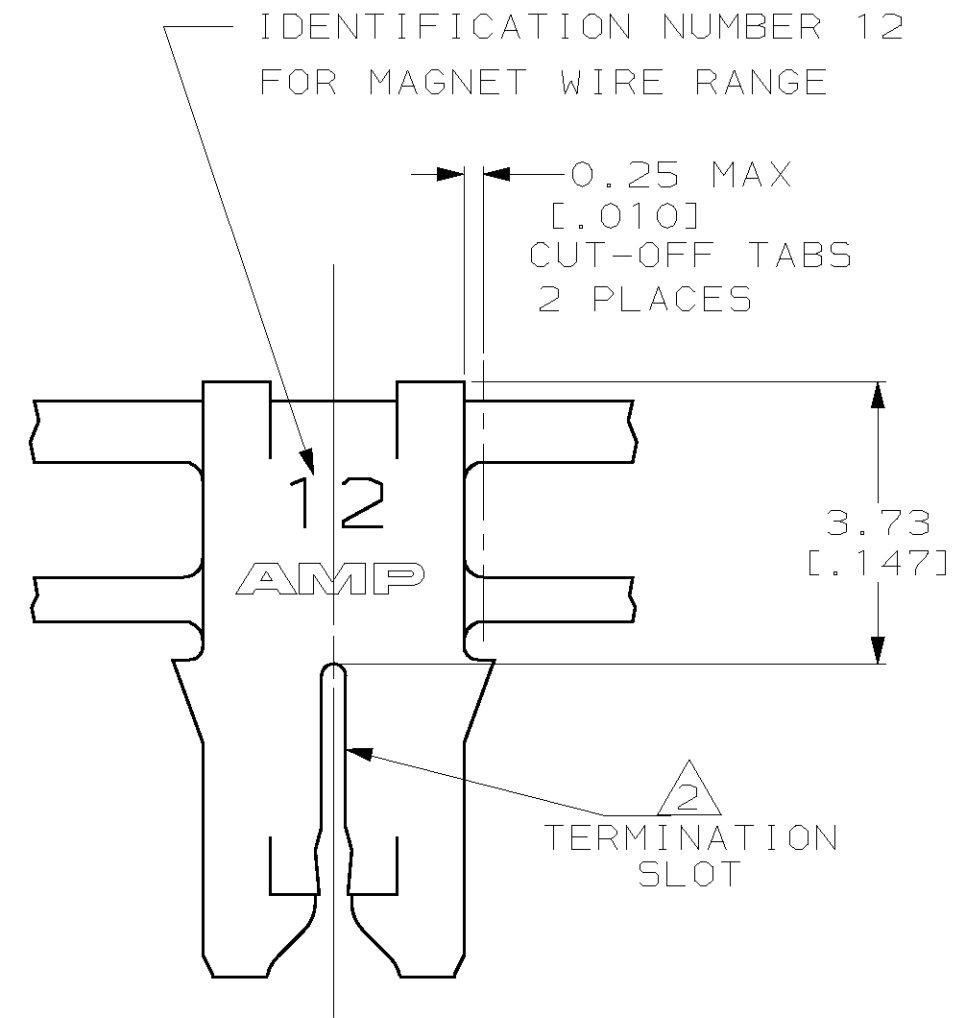
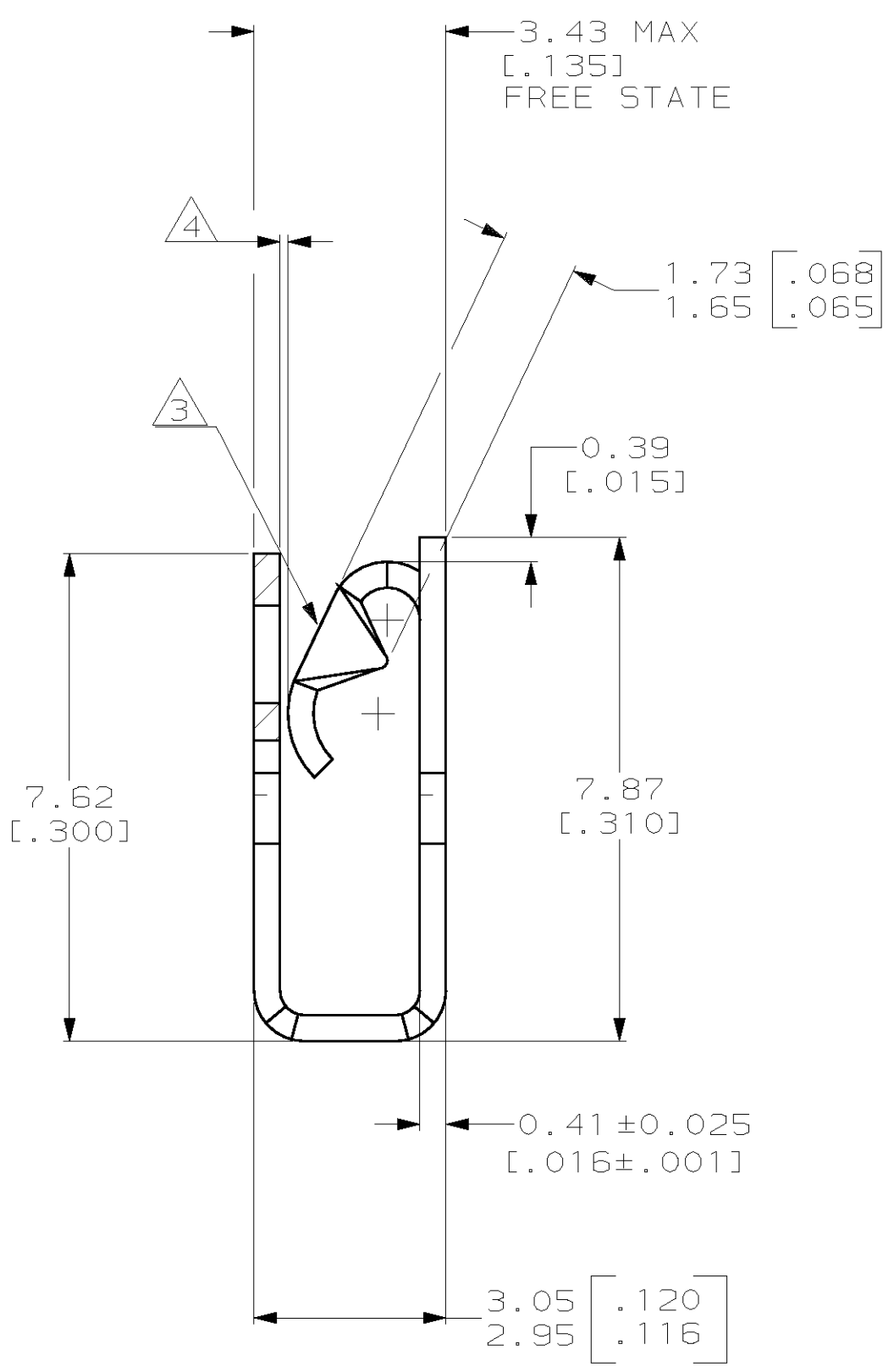
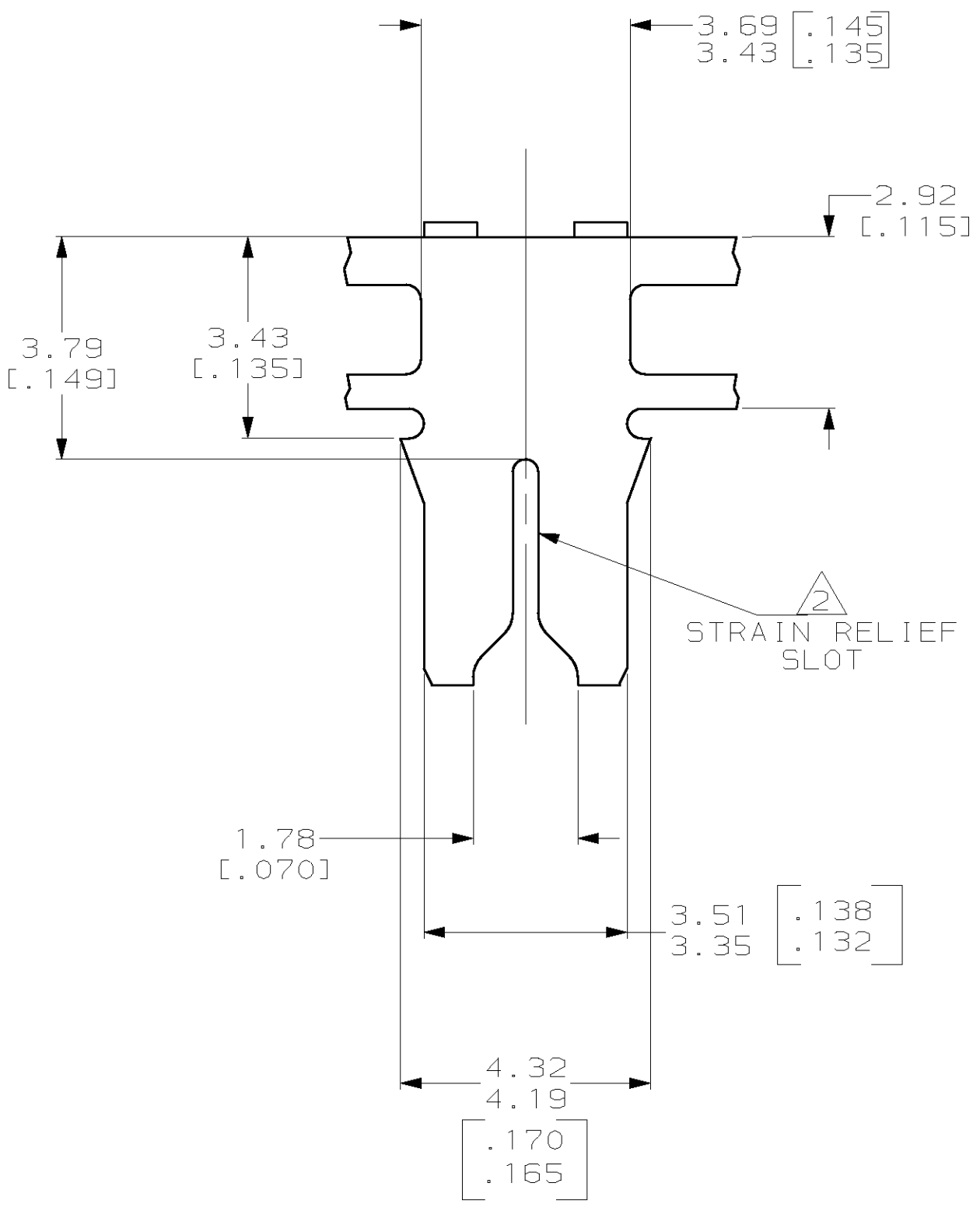
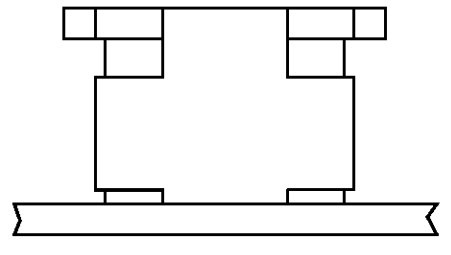


THIS DRAWING IS UNPUBLISHED. RELEASED FOR PUBLICATION
 BY AMP INCORPORATED. ALL RIGHTS RESERVED.

LOC		DIST		REVISIONS			
P	LTR	DESCRIPTION	DATE	DWN	APVD		
AF	50	B	REVISED PER 063A-0047-02	05FEB02	MF	KR	

- 1 CONTINUOUS STRIP ON REELS WITH TERMINALS LOCATED ON 5.59±0.08 [.220±.003] CENTERS
- 2 SLOT ACCEPTS A 0.43-0.51mm [#25.5-#24] AWG COPPER MAGNET WIRE.
- 3 MATES WITH STANDARD MAG-MATE STYLED POKE-IN TAB TERMINAL.
- 4 WHEN FREE STATE IS COMPRESSED TO 3.23 [.127] DIMENSION GAP BETWEEN SPRING AND CARRIER IS TO BE 0.30 [.012] MAX.
- 5 0.002032 [.000080] MIN TIN OVER
0.00127 [.000050] MIN NICKEL UNDERPLATE.
- 6 ANTI-FRETTING LUBRICANT APPLIED.
- 7 0.00382 [.000150] MIN SILVER PLATE OVER
0.00127 [.000050] MIN NICKEL UNDERPLATE.
- 8 PRELIMINARY - NOT FOR PRODUCTION.



FINISH	MATERIAL	PART NUMBER
7	4M BRASS	8 1217690-4
5 6	H04 PHOSPHOR BRONZE	8 1217690-3
5 6	4M BRASS	8 1217690-2
5	4M BRASS	1217690-1

THIS DRAWING IS A CONTROLLED DOCUMENT.

DWN MICHAEL S. FEHER 150C12001
 CHK KURT A. RANDOLPH 170C12001
 APVD KURT A. RANDOLPH 170C12001

AMP AMP Incorporated
 Harrisburg, PA 17105-3608

SPECIAL LEAF CONTACT,
 300 SERIES MAG-MATE™

SIZE: A2 CAGE CODE: 00779 DRAWING NO: 1217690 RESTRICTED TO: -
 SCALE: 10:1 SHEET: 1 OF 1 REV: B

CUSTOMER DRAWING